
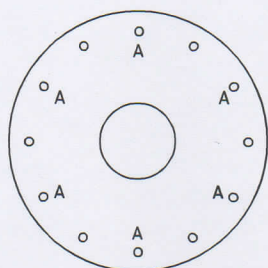


ΟΔΗΓΙΕΣ ΣΥΝΑΡΜΟΛΟΓΗΣΗΣ
ASSEMBLY INSTRUCTIONS

MED
LIGHT

www.mediterraneanlights.com

MADRID



GR Ενώστε τις λωρίδες A και τοποθετήστε τις με βίδα στην A πλευρά του δίσκου (μία παρά μία)



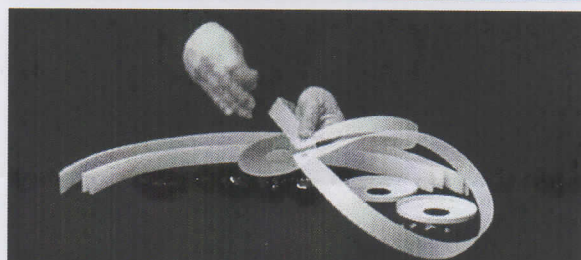
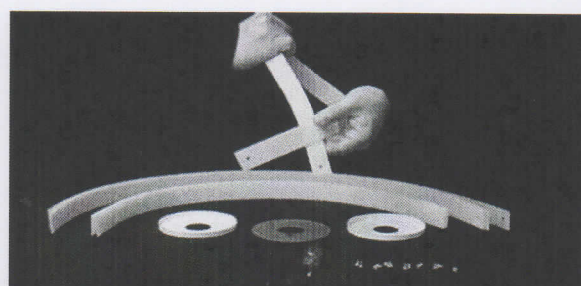


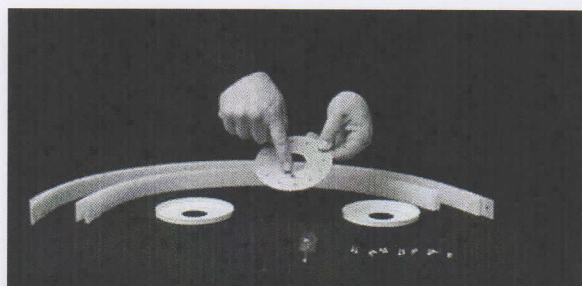
Συνεχίστε με τον ίδιο τρόπο για τις επόμενες λωρίδες

Εκτελέστε την ίδια διαδικασία και στις λωρίδες B στην πλευρά B του δίσκου

EN Join the stripes A and insert the screw in position A, side A of the disc (one rather than a).

Continue in the same way for the subsequent stripes.

Perform the same procedure as for B stripes on side B.



Video Instruction at www.mediterraneanlights.com/video